

## ADLER Brilliant Metallic

2492


Solvent-based metal effect paint for furniture for industrial and professional use

### PRODUCT DESCRIPTION

#### General

Solvent-based metal effect paint for achieving creative, brilliant metallic surfaces in the furniture and interior finishing sector.

#### Application area



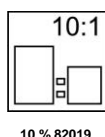
- For the creative coating of furniture surfaces in the living area (also kitchen) and interior finishing with real metal-like properties.
- For the industrial large-scale coating of furniture and interior finishing exposed to normal levels of stress such as bedroom suite and living room furniture: application areas III to IV according to ÖNORM A 1610-12.
- Application in combination with a suitable topcoat system.

### PROCESSING

#### Instructions for use

- ADLER Brilliant Metallic must not be stirred too vigorously. It is only processed by stirring with a spatula.
- Please observe our **“Working guidelines for PUR paints”**.
- The base coat is applied relatively “dry” – with not too much paint applied in several thin films.

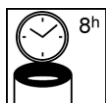
#### Mixing ratio



100 parts by weight or vol. of ADLER Brilliant Metallic 2492  
10 parts by weight or vol. of ADLER PUR-Härter (Hardener) 82019

ADLER Brilliant Metallic can only be used with a hardener and in the mixing ratio specified. Deviations lead to film and adhesion problems.

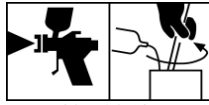
#### Pot life



1 working day

The mixture can still be used for processing one more working day, but it must be mixed 1:1 with freshly hardened material.

**Application technique**



10 - 20 %

Application method	Cup gun
Spraying nozzle (ø mm)	1.5
Spraying pressure (bar)	2.0 - 3.0
Dilution (thinning)	ADLER DD-Verdünnung 80019
Addition of thinner in %	10 - 20
Viscosity (s) 4 mm cup, 20°C	approx. 18
Application quantity (g/m <sup>2</sup> )	approx. 70

The shape, the properties and moisture of the substrate affect the consumption/yield. Accurate values for consumption must be obtained by applying trial coats in advance.

**Drying times**

(at 23 °C and 50 % rel. humidity)



Recoatable	min. 3 hrs to max. 16 hrs
------------	---------------------------

The figures given above are reference values. The drying time depends on the type of substrate, coat thickness, temperature, air exchange and relative atmospheric humidity.

**Cleaning the working equipment**



With ADLER DD-Verdünnung 80019 or ADLER Waschverdünnung 80077.

**SUBSTRATE**

**Type of substrate**

Solid wood and chipboard or wood fibre boards suitable for covering paintwork, veneered or coated with priming film.

**Substrate property (or condition)**

The substrate must be dry, clean, capable of holding the paint, free from separating substances such as grease, wax, silicone, resin etc. and free from wood dust, as well as tested for suitability for coating.

**Preparation of the substrate**

**Carrier plates coated with priming film:**  
Sanding with grit size 240  
**Hardwoods:**  
Wood sanding grit 150-180

---

## COATING SYSTEM

---

### Primer coat

a) carrier plates coated with priming film (heavy sanding of the film with grit size 240); one-time spray application using ADLER PUR-Isofill 25506 or ADLER PUR-Ecofill 25501 is beneficial.

b) solid wood, raw chipboards or particle boards veneered with cross-veneer, 2 x primed using ADLER PUR-Isofill 25506 or ADLER PUR-Ecofill 25501, intermediate sanding with grit size 280-360

c) MDF boards, pre-insulated with ADLER DD-Isoliergrund 25103 or ADLER Legnopur 26211 ff, 1-2 x primed using ADLER PUR-Isofill 25506 or ADLER PUR-Ecofill 25501, intermediate sanding with grit size 280-360

Alternatively, ADLER PUR-Isofill 25506 or ADLER PUR-Ecofill 25501 can be used directly on MDF boards of good quality and with a high moulded density (e.g. on 19-mm boards greater than 700 kg/m<sup>3</sup>) without pre-insulation.

Intermediate drying: at least 5 hrs

Please observe the respective technical data sheets of the products.

---

### Intermediate sanding



Grit size 320

The intermediate sanding must be done immediately before the subsequent paint application in order to ensure proper intermediate adhesion

---

### Intermediate coat

ADLER Pigmpur in the matching colour

Silver 2406 053429

Gold 2406 053430

Titanium 2406 053431

Bronze 2406 053432

Copper 2406 053433

Intermediate drying: approx. 3-8 hrs

---

### Product application

ADLER Brilliant Metallic in the required colour

Depending on the application area or desired effect, apply a thin coat.

Apply a flowing film of Brilliant Metallic from 2 sides.

Intermediate drying min. 3 hrs to max. 16 hrs

---

### Topcoat

1 x ADLER Pigmotop 25361 ff in the required gloss level  
or

2 x ADLER PUR-Glanzlack 25283 (during one working day)

Please observe the respective technical data sheets of the products.

---

## CLEANING & MAINTENANCE

---

### Cleaning & Maintenance

Clean with ADLER Clean Möbelreiniger (furniture cleaner) 96490.

Please observe the respective technical data sheets of the products.

---

---

**ORDERING INFORMATION**


---

<b>Size of trading unit</b>	0.9 kg
<b>Colour / degree of gloss</b>	Silver 2492 053429 Gold 2492 053430 Titanium 2492 053431 Bronze 2492 053432 Copper 2492 053433

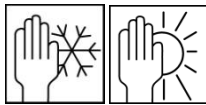
<b>Supplementary products</b>	ADLER PUR-Härter 82019 ADLER DD-Verdünnung 80019 ADLER Waschverdünnung 80077 ADLER PUR-Isotop 25506 ADLER PUR-Ecofill 25501 ADLER DD-Isoliergrund 25103 ADLER Legnopur 26211 ff ADLER Pigmotop 25361 ff ADLER PUR-Glanzlack 25283 ADLER Clean Möbelreiniger 96490
-------------------------------	--

---

**FURTHER DETAILS**


---

<b>Technical specifications</b>	Mixing viscosity approx. 20 s in accordance with DIN 53211 (4-n cup, 20°C)
---------------------------------	--

**Durability / storage**


At least 1 year in the original sealed containers.

Make sure the product is protected against moisture, direct sunlight, frost and high temperatures (above 30°C).

**Safety-related information**


Please pay attention to the associated safety data sheet. The current version can be accessed on the Internet at **[www.adler-lacke.com](http://www.adler-lacke.com)**.

The product is only suitable for industrial and commercial processing.

In general, you must avoid inhaling paint aerosols when spraying; this is ensured by proper use of a breathing mask (combination filter A2/P2 – EN 141/EN 143).

---